

National Pirogov Memorial Medical University, Vinnytsya

APPROVE


Higher Educational Institution
Vice-Rector for Scientific and
Academic Work and International Links


____ Inna ANDRUSHKO

"_30_"_ August _2024_

“ AGREED ”

Head of Skin and Venereal Diseases
department


____ Serhiy BONDAR

"_29_"_ August ____ _2024_

**SYLLABUS
of academic discipline**

“Dermatology, Venereology”

Specialty	222 Medicine
Educational level	the second (master`s) level
Educational programme	EPP Medicine, 2022
Academic year	2024-2025
Department	Skin and venereal diseases
Lecturer (if lectures are given)	Associate professor of HEI Larisa GARMASH
Contact information	<i>Skin and venereal diseases Department, : venereology@vnmue.edu.ua, National Pirogov Memorial Medical University, Vinnytsya , Vinnytsia Regional Clinical Dermatological and Venereological Center, 21 Magistratska Street, (0432) 671 286</i>
Syllabus compiler	Associate professor of HEI Larisa GARMASH

1. Status and structure of the discipline

Discipline status	Compulsory
Discipline code in EPP/discipline place in EPP	EC 40, discipline of professional training
Course / semester	4th year (VII or VIII semester)
The amount of discipline (the total number of hours / number of credits ECTS)	90 hours / 3,0 credits ECTS
Number of content modules	1 modules
The structure of the discipline	Lectures - 6 hours Practical classes 32 hours Independent work 52 hours In general: classroom classes – 42%, independent extracurricular activities – 58%
Language of study	English
Form of study	Full-time (or remote full-time by order)

2. Description of the discipline

Short annotation of the course, relevance.

The subject area of the discipline is the study of clinical manifestations of lesions of the skin and mucous membranes of man, as well as sexually transmitted infections. The course focuses on basic knowledge about the structure and function of the skin, mucous membranes, hair and nails, skin diseases, their diagnosis, treatment and prevention, as well as infectious diseases that are transmitted mainly (but not exclusively) sexually and which have objective (rashes on the skin, mucous membranes, affection of internal organs) and subjective manifestations. Lays the foundations of a healthy lifestyle and prevention of sexually transmitted diseases.

Prerequisites. For successful mastering of discipline, the student needs the knowledge received in the course of studying of the following disciplines of the general preparation: human anatomy, histology and morphology, pharmacology, normal and pathological physiology, medical biology, microbiology and other morphological disciplines.

The purpose of the course and its significance for professional activities. The purpose of the discipline is the formation of systemic medical knowledge, skills and abilities to diagnose skin and sexually transmitted diseases. It is assumed that mastering the knowledge about the main clinical signs of skin and sexually transmitted diseases will enable the general practitioner to recognize such diseases in time and refer the patient to a dermatovenereologist. Awareness of sexually transmitted diseases and sexually transmitted infections is an important part of the training of general practitioners, and knowledge of preventive measures for these diseases is the responsibility of physicians of any specialty and specialization.

Postrequisites. In the process of studying the discipline, knowledge is acquired, which is an important component of further study of clinical disciplines, and involves the integration of teaching with these disciplines (infectology, toxicology, hematology, rheumatology, endocrinology, oncology, neurology, allergology) and the application of knowledge, skills and abilities. training and in professional activity.

3. Learning outcomes.

After successful study of the discipline the applicant will be able to:

1. To determine the etiological and pathogenetic factors of the appearance and subsequent clinical course of the most common skin and sexually transmitted diseases.

2. Classify and analyze the typical clinical picture of the most common skin diseases and sexually transmitted diseases.
3. To make the plan of inspection and to analyze the data of laboratory and / or instrumental inspections, at a typical course of diseases.
4. To establish on the basis of clinical and anamnestic data the preliminary diagnosis of the most widespread skin and venereal diseases.
5. Carry out differential diagnosis of dermatoses.
6. To establish on the basis of clinical and anamnestic data the preliminary diagnosis of the most widespread skin and venereal diseases.
7. Describe the dermatological condition of the patient, using special terminology.
8. Prescribe rational treatment of patients with the most common dermatological diseases (systemic and topical therapy) and, if necessary in the public interest, treatment of sexually transmitted infections.
9. Carry out primary and secondary prevention of skin diseases and sexually transmitted infections.

4. **Content and logistic of the discipline**

Module Dermatology, Venereology	1 <i>VIII</i> semester 32 hours/3,0 credits	Lectures № 1-3 Practical classes №№ 1-16 Topics for self- study №№ 1-2
---------------------------------------	---	--

The course includes 16 topics.

Module 1. Morphology and physiology of microorganisms. Infection. Immunity.

Topic 1. Methods for examination of a patient in skin diseases. Deontology in the practice of dermatologist and venereologist.

Topic 2. Anatomy, histology and physiology of the normal skin. Histomorphological changes in the skin.

Topic 3. Morphology of primary and secondary skin lesions.

Topic 4. Psoriasis. Lichen ruber planus. Etiology. Pathogenesis. Clinical features. Diagnostics. Treatment. Prevention.

Topic 5. Scabies. Pediculosis. Etiology. Pathogenesis. Clinical features. Diagnostics. Treatment. Prevention.

Topic 6. Diseases due to virus infection. Etiology. Pathogenesis. Classification. Clinical features. Diagnostics. Treatment. Prevention.

Topic 7. Pyodermia. Etiology. Pathogenesis. Clinical features. Diagnostics. Treatment. Prevention.

Topic 8. Mycoses of the skin and mucous membranes. Keratomycoses. Dermatormycoses. Candidiasis. Etiology. Pathogenesis. Clinical features. Diagnostics. Treatment. Prevention.

Topic 9. Collagenoses. Lupus erythematosus. Sclerodermia. Etiology. Pathogenesis. Clinical features. Diagnostics. Treatment. Prevention. Practical skills of writing an educational case history of a dermatological patient. Curacy.

Topic 10. Neurodermatoses. Atopic dermatitis. Prurigo. Urticaria. Etiology. Pathogenesis. Classification. Clinical features. Diagnostics. Treatment. Prevention.

Topic 11. Dermatitis. Toxicodermia. Etiology. Pathogenesis. Classification. Clinical features. Diagnostics. Treatment. Prevention. Practical skills of writing an educational case history of a dermatological patient. Curacy.

Topic 12. Eczema. Etiology. Pathogenesis. Classification. Clinical features. Diagnostics. Treatment. Prevention.

Topic 13. Bullous dermatoses. Erytema exudativum multiforme. Etiology. Pathogenesis. Clinical features. Diagnostics. Treatment. Practical skills of writing an educational case history of a dermatological patient. Curacy.

Topic 14. Methods for examination of a patient in venereal diseases. The causative agent of syphilis. Conditions and routes of infection with syphilis. Pathogenesis. Experimental syphilis. Classification. Primary and secondary periods of syphilis.

Topic 15. Tertiary period of syphilis. Congenital syphilis. Laboratory diagnostics of venereal diseases. Treatment of syphilis.

Topic 16. Gonorrhoeal and non-gonorrhoeal urethritis in males. Treatment and prevention.

Types of education according to the curriculum are: a) lectures, b) practical classes, c) independent work of students, d) consultations.

The lecture course discovers the problematic issues of the relevant sections of Dermatology, Venereology.

Practical classes provide a theoretical justification of the main issues of the topic and the acquisition of the following practical skills:

1) research by students under the guidance of a teacher of the condition of the affected areas of the skin with the most common dermatoses; carrying out differential diagnostics taking into account the results of clinical and laboratory examination of patients;

2) solving situational problems that have a clinical focus, writing and defense of educational case history.

In practical classes, students participate in the discussion of clinical examinations of patients and on the example of patients consider the main theoretical issues on the topic, draw up the data obtained by self-examination of patients in the medical history of a dermatological patient, report medical histories, analyze the results of laboratory methods, develop treatment regimens. and methods of prevention of skin and sexually transmitted diseases and infections, mainly sexually transmitted.

The student's independent work involves preparation for practical classes and practical skills, study of topics for independent extracurricular work, preparation of presentations, tables, processing of scientific literature and writing reviews of the topics provided for individual work. Control of mastering the topics of independent extracurricular work is carried out on the final control of the discipline.

Thematic plans of lectures, calendar plans of practical classes, thematic plan of independent extracurricular work, volume and directions of individual work are published on the site of the department.

The route for obtaining materials: Skin and venereal diseases department / for students / Full-time education / medicine / 4 course / Educational materials / or through the link [https://www.vnmu.edu.ua/ Skin and venereal diseases department#](https://www.vnmu.edu.ua/Skin%20and%20venereal%20diseases%20department#). Access to the materials is carried out through the student's corporate account s000XXX@vnmu.edu.ua.

5. Forms and methods of monitoring academic performance

Current control in practical studies	Methods: oral examination, assessment of individual tasks of the student in relation to the diagnosis and preparation of the patient's treatment plan, interpretation and evaluation of the results of laboratory tests, control of practical skills.
--------------------------------------	---

Final control of the discipline – Dermatology, Venereology (<i>differential test</i>)	Methods: oral questioning (according to the Regulation of the Academic process in National Pirogov Memorial Medical University, Vinnytsya, Vinnytsia (link https://www.vnmu.edu.ua/General information))
Learning success diagnostic tools	Theoretical questions, practical tasks, demonstration of practical skills

6. Assessment criteria

Knowledge assessment is carried out in accordance with the Regulations of the Academic process in National Pirogov Memorial Medical University, Vinnytsya (link <https://www.vnmu.edu.ua/General> information)

Continuous assessment	On a four point system of traditional assessments: 5 «excellent», 4 «good», 3 «satisfactory», 2 «unsatisfactory»
Control of practical skills	According to the four-point system of traditional assessments
Final control of the discipline	<i>Points for oral examination (50-80 points)</i> <i>Score for differential credit:</i> 71-80 points - "excellent" 61-70 points - "good" 50-60 points - "satisfactory" Less than 50 points - "unsatisfactory" / did not pass
Discipline assessments:	Current academic assessment - from 72 to 120 points (conversion of the average traditional assessment of practical class on a 120-point scale): 60% of the grade for the discipline Final control - from 50 to 80 points: 40% of the grade for the discipline Individual work - from 1 to 12 points From 122 to 200 points in total.

Discipline Score Scale: National and ECTS

The sum of grades for all types of educational activities	Score ECTS	Score on a national scale	
		For exam, course project (work), practice	for credit test
180-200	A	excellent	credited
170-179,99	B	good	
160-169,99	C		
141-159,99	D	satisfactory	
122-140,99	E	satisfactory	
60-121,99	FX	unsatisfactory with the possibility of reassembly	is not credited with the possibility of reassembling
0-59,99	F	unsatisfactory with a mandatory reexamination of discipline	is not credited with mandatory reexamination of discipline

Criteria for student knowledge assessment

Assessment of oral / written response during the current assessment

The grade "excellent" - the highest grade awarded to a student of higher education who has deeply and comprehensively mastered the theoretical material, demonstrated systematic and in-depth knowledge of the program material, and teaches it competently and logically. He can freely use Latin terminology, clearly answers non-standard questions on the topic of the lesson, which indicates mastery of the main and additional recommended literature, solves situational problems from the licensing exam "KROK-2". He knows how to connect the material of this topic with the previously studied sections, knows how to determine the symptoms of various diseases of the skin, mucous membranes and genitals, knows how to draw up a treatment plan, knows the scope and correctly interprets the data of additional examination methods.

The grade "good" - awarded to a student of higher education who knows and has a good command of the theoretical material, has demonstrated a full knowledge of the material provided by the program, teaches it competently, demonstrates knowledge of literature, solves situational problems from the licensing exam "KROK-2", but while answering, he made some mistakes that are not of a fundamental nature. Able to reveal the topic from the standpoint of its meaning, but at the same time the answers do not go beyond the textbook, methodical recommendations, competently answers questions using the terminological base of the discipline. Has the technique of examining the patient, but makes minor mistakes during the examination and interpretation of the results of laboratory and instrumental methods of examination.

A grade of "satisfactory" - this assessment is given to a student of higher education, if he knows the main questions of the program material of the discipline. When answering, he showed knowledge to the extent necessary for further study and work in his specialty. Demonstrated knowledge of basic literature, solves situational problems from the licensing exam "KROK-2", sometimes making mistakes. Possesses the technique of examination of the patient not in full, logical and terminological errors are assumed. At the same time, the student of higher education must complete the tasks prescribed by the program of the discipline, but he has not fully mastered

The grade "unsatisfactory" - is issued to a higher education applicant if he has not answered the main questions of the program material, does not have the terminological base of the discipline, does not know the theoretical foundations of the topic, makes gross mistakes when answering and solving situational problems from the licensing exam "KROK-2".

Assessment of practical skills during the current assessment

The grade "excellent" refers to a student who has thoroughly and mastered the methods of interviewing and physical examination of a patient, has an excellent command of the methods of determining the symptoms of various diseases of the skin, mucous membranes, and genital organs, is fluent in diagnostic and therapeutic manipulations, knows how to draw up a treatment plan, knows the scope and correctly interprets the data of additional (laboratory) , instrumental) research methods.

A grade of "good" refers to a student who has thoroughly mastered the method of examining a patient, but makes minor mistakes during examination and interpretation of the results of laboratory and instrumental examination methods, as well as during diagnostic and therapeutic manipulations.

Assessment of "satisfactory" - refers to a student who has mastered the technique of examining patients, but allows significant violations in the implementation of the methodology of physical and additional methods of examining the patient, in the interpretation of the results of laboratory and instrumental research methods, makes mistakes when performing individual diagnostic and therapeutic manipulations.

The grade "unsatisfactory" - refers to a student who has not mastered practical skills, or has not fully mastered skills.

Evaluation of testing during the current assessment

The grade "excellent" is given to the student who at carrying out test control is allowed no more than 10% of incorrect answers (volume of correct answers 90-100%). Provides correct answers to all test questions when solving clinically-oriented test tasks.

A grade of "good" is given to a student who makes no more than 20% of mistakes during the test. (volume of correct answers 80-89%). Provides correct answers to most test questions when solving clinical-oriented test tasks.

The grade "satisfactory" is given to a student who makes mistakes in no more than 40% of test tasks (the amount of correct answers is 60.5-79%). When solving clinically-oriented test tasks, it provides the correct answers to only some questions to the test.

A grade of "unsatisfactory" is given to a student who correctly solves less than 60% of the test tasks in a test survey. When solving clinical-oriented test tasks, he cannot provide the correct answers to the test questions.

Assessment of the oral answer during the final control (differential test)

Differential assessment is a form of final control, which consists in assessing the assimilation of educational material from a certain discipline by the student of higher education based on the results of completed tasks. Differential assessment is conducted in the last lesson in the form of an oral survey in the following form: the student receives two theoretical questions from the list of questions for differential assessment in the discipline "Dermatology, venereology" (one from dermatology and one from venereology).

The grade "excellent" - is awarded to a student who has answered the theoretical questions without errors or comments, i.e. has full theoretical knowledge and comprehensively and deeply mastered the curriculum material of the discipline. The student should know the features of clinical manifestations of skin and venereal diseases, the general principles of diagnosis and treatment.

A grade of "good" - is awarded to a student who answered the theoretical questions in insufficient detail and made some minor mistakes. The student should know the features of clinical manifestations of skin and venereal diseases, the general principles of diagnosis and treatment.

The grade "satisfactory" - is awarded to a student who has comments regarding detail and consistency in the answer and has made significant mistakes in answering theoretical questions. The student must possess a mandatory minimum of theoretical and practical knowledge of skin and venereal diseases.

A grade of "unsatisfactory" - is awarded to a student who made gross mistakes in answering theoretical questions or did not answer them at all. The student does not have the required minimum knowledge of skin and venereal diseases.

Assessment of individual student work

Carried out on the basis of individual tasks, scientific and practical work, reports on the results of research at the student scientific circle, conferences, participation in the competition of student research papers, competitions in the discipline.

The calculation of individual points is carried out on the basis of the Regulation of the Academic process in National Pirogov Memorial Medical University, (link <https://www.vnmu.edu.ua/General> information).

12 points - added to the assessment of the discipline for a student who won a prize at the interuniversity competitions in the discipline or a prize at the Ukrainian competition of student research reports or a prize at the interuniversity / international scientific conference with the published work;

11-10 points - are added for prizes at intra-university competitions and scientific conferences with the presence of printed work.

- 10 points - are given to the assessment of the discipline for participation (if a student took part, but did not receive a prize) in interuniversity competitions in the discipline and interuniversity and international (foreign) scientific conferences with the availability of printed work..

9 points - are added to the assessment of the discipline for a student who participated (without a prize) in the intra-university Olympiad in the discipline or student scientific conference with the presence of published work

- 8 points - are added to the assessment of the discipline for participation (if the student took part, but did not receive a prize) in intra-university competitions, scientific conferences of the institution with the presence of printed work.

- 6 points - are added to the assessment of the discipline for the manufacture of drugs at the department, multimedia presentations or educational films - taking into account the importance of the work performed..

7. Policy of discipline / course

The student has the right to receive high-quality educational services, access to contemporary scientific and educational information, qualified tutoring during the study of discipline and mastering practical skills. The policy of the department during the providing of educational services is a student-centered, based on normative documents of the Ministry of Education and the Ministry of Health of Ukraine, the Statute of the University and the Procedure for the Providing of Educational Services regulated by the main principles of the organization of the educational process in National Pirogov Memorial Medical University, Vinnytsya and the principles of academic integrity (link <https://www.vnmu.edu.ua/> General information).

.

Adherence to the rules of VNMU, safety techniques in practical classes.

Observance of the rules of the VNMU regulations, safety precautions at practical classes. Workplace safety instruction is given at the first practical lesson by the teacher. The instructed students are registered in the Safety Instruction Journal. A student who has not been instructed is not allowed to practice.

The actions upon receiving the signal "Air alarm" and other warning signals, namely: interrupt the class, notify the students, organized under the guidance of the teacher who conducts the class, the students should proceed to the shelter and stay until the signal is canceled, in accordance with the rules of behavior for the signal "AIR ANXIETY".

Requirements for preparation for practical classes.

The student should be prepared for a practical lesson.

A student should come to class on time, without delay. A student who is more than 10 minutes late is not allowed to the practical class and must work it in the prescribed manner.

In practical classes, the student must be dressed in a work uniform (medical gown, hat). Students who do not have a work uniform are not allowed to practice.

The student must follow the rules of safety in practical rooms and at the department.

When discussing theoretical issues, students should demonstrate tolerance, courtesy and respect for their colleagues and the teacher, in practical classes, the workplace must be kept in order and cleaned after the lesson.

Usage of mobile phones and other electronic devices.

The use of mobile phones and other electronic devices in the classroom is allowed only during electronic testing or surveys.

Academic integrity. When studying the discipline, the student must be guided by the Code of Academic Integrity and Corporate Ethics of National Pirogov Memorial Medical University, Vinnytsya (link : [https://www.vnmu.edu.ua/General information/](https://www.vnmu.edu.ua/General%20information/) Code of Academic Integrity). In case of violation of the norms of academic integrity during the current and final controls student receives a grade of "2" and must work it out to his teacher in the prescribed manner within two weeks after receiving an unsatisfactory assessment).

Missed classes. Missed classes are working out in the manner prescribed by Regulations of the Academic process in National Pirogov Memorial Medical University, Vinnytsya (link [https://www.vnmu.edu.ua/General information](https://www.vnmu.edu.ua/General%20information/)) at the time of work out schedule (published on the website of the department [https://www.vnmu.edu.ua/ Department of Skin and venereal diseases #](https://www.vnmu.edu.ua/Department%20of%20Skin%20and%20venereal%20diseases%20#)) to the teacher on duty. To work out missed lesson student must answer questions in orally to the topic of the lesson. The reworking of missed lectures is carried out after providing a thesis of lecture material, or writing an abstract, or preparing own presentation on the topic of missed lecture.

The procedure for admission to the discipline final control is given in the Regulation of the Academic process in National Pirogov Memorial Medical University, Vinnytsya (link [https://www.vnmu.edu.ua/General information](https://www.vnmu.edu.ua/General%20information/)). Students who do not have missed practical classes and lectures and received an average traditional grade of at least "3" are allowed to final control.

Additional points. Individual points in the discipline that student can receive for individual work, is determined by the results of his individual work according to Regulation of the Academic process in National Pirogov Memorial Medical University, Vinnytsya (link [https://www.vnmu.edu.ua/General information](https://www.vnmu.edu.ua/General%20information/)) and policy of the course.

Conflict resolution. In case of misunderstandings and complaints to the teacher because of the quality of educational services, knowledge assessment and other conflict situations, student should submit his / her claims to the teacher. If the issue is not resolved, the student has a right to apply to the head of the department according to Complaints Consideration Procedure ([https://www.vnmu.edu.ua/General information](https://www.vnmu.edu.ua/General%20information/))/ Basic documents).

Politics in terms of remote learning. Distance learning regulated by the Regulations of the elements of remote learning in National Pirogov Memorial Medical University, Vinnytsya ([https://www.vnmu.edu.ua/General information](https://www.vnmu.edu.ua/General%20information/)). The main training platforms for studying are Microsoft Team and Google Meets. Practical classes and lectures, exercises and consultations during distance learning is published on the website of the department ([https://www.vnmu.edu.ua/ Department of Skin and venereal diseases / Student or](https://www.vnmu.edu.ua/Department%20of%20Skin%20and%20venereal%20diseases%20Student%20or) [https://www.vnmu.edu.ua/ Department of Skin and venereal diseases / News](https://www.vnmu.edu.ua/Department%20of%20Skin%20and%20venereal%20diseases%20News)).

Feedback from teachers is via messengers (Viber, Telegram, WhatsApp) or e-mail (at the teacher's choice) during working hours.

1. Educational resources.

Educational and methodological support of the discipline is published on the website of the department ([https://www.vnmu.edu.ua/ Department of Skin and venereal diseases / To students](https://www.vnmu.edu.ua/Department%20of%20Skin%20and%20venereal%20diseases%20To%20students)). Consultations are hold once a week according to the schedule.

1) Basic literature:

1. Family Medicine: textbook: in 3 books. – Book 3: . Multidisciplinary General Medical Practice Special part / L.S. Babinets, P.A. Bezditko, S.A. Bondar and et al. – Kyiv: AUS Medicine Publishing, 2020. – 616 p. (in English)
2. Dermatology, Venereology. Textbook / [Stepanenko V.I, Shupenko M.M., Mikheiev O.G. et al.]; under edit. of V.I. Stepanenko. – Kyiv: KIM, 2013. – 560 p. Д
3. V.H. Koliadenko, T.P. Vysochanska, O.I. Denysenko. Dermatovenereology Modules, Kyiv AUS Medicine Publishing, 2010, 231 p.
4. Fitzpatrick, James E.. Dermatology secrets in color [Text] / J. E. Fitzpatrick, J. L. Aeling. - 2. ed. - Philadelphia : Hanley & Belfus, 2001. - XIII, 498 p.: ill.
5. J.A.A. Hunter, J.A. Savin and M.V. Dahl. Clinical Dermatology, 3rd Edition, 2002. – 365 p.

2) Additional literature:

1. Dermatology. Venereology : Atlas: Ukrainian and English languages Svyatenko T.V., Svystunov. Nova Kniga Publishing House, 2020. - 424 p.
2. Fitzpatrick. Color Atlas and Synopsis of Clinical Dermatology, 3rd Edition, 1997.
3. Fitzpatrick, James E.. Dermatology secrets in color [Text] / J. E.
4. Fitzpatrick, J. L. Aeling. - 2. ed. - Philadelphia : Hanley & Belfus, 2001. - XIII, 498 p.: ill.
5. P.N Behl, A. Aggarwal, Govind Srivastava. Practice of Dermatology, 9th Edition, 2002. – 490 p.
6. Fitzpatrick et al. Dermatology in General Medicine, 4th ed. New York, McGraw-Hill, 1993.
7. J.A.A. Hunter, J.A. Savin and M.V. Dahl. Clinical Dermatology, 3rd Edition, 2002. – 365 p.
8. Manual of clinical problems in dermatology: with annotated references / ed. S. M. Olbricht [a.o.]. - Boston[etc.] : Little, Brown, 1992. - 409 p.
9. Practical contact dermatitis: a handbook for the practitioner / ed. J. D. Guin. - New York[etc.] : McGraw-Hill, Health professions division, 1995. - 812 p.
10. Sams, Hunter H.. Derm facts [Text] / H. H. Sams. - Philadelphia : Hanley & Belfus, 2001. - IX, 286 p.

3) Electronic resources:

Email address of the university website: <http://vnmua.edu.ua>

E-mail address of the website of the university library: <http://library.vnmua.edu.ua>

World Health Organization <http://www.who.int/en/>

Testing center <https://www.testcentr.org.ua/uk/>

Ministry of Health of Ukraine <https://moz.gov.ua/>

Public Health Center of the Ministry of Health of Ukraine <https://phc.org.ua/kontrol-zakhvoryuvan>

Ukrainian journal of dermatology, venereology, cosmetology of the UJDVC http://uadv.org.ua/?page_id=63

Dermatology Atlas

<http://www.meddean.luc.edu/lumen/MedEd/medicine/dermatology/melton/atlas.htm>

The Electronic Textbook of Dermatology <http://telemedicine.org/stamford.htm>

ARTICLES ON Dermatology <https://emedicine.medscape.com/dermatology>

Dermatology Online Journal <https://escholarship.org/uc/doj>

4) Lecture presentations, Methodological recommendations for practical classes and SRS, Consultations (twice a week according to the consultation schedule)

6. Fitzpatrick et al. Dermatology in General Medicine, 4th ed. New York, McGraw-Hill, 1993.
7. J.A.A. Hunter, J.A. Savin and M.V. Dahl. Clinical Dermatology, 3rd Edition, 2002. – 365 p.
8. Manual of clinical problems in dermatology: with annotated references / ed. S. M. Olbricht [a.o.]. - Boston[etc.] : Little, Brown, 1992. - 409 p.
9. Practical contact dermatitis: a handbook for the practitioner / ed. J. D. Guin. - New York[etc.] : McGraw-Hill, Health professions division, 1995. - 812 p.
10. Sams, Hunter H..Derm facts [Text] / H. H. Sams. - Philadelphia : Hanley & Belfus, 2001. - IX, 286 p.

3) Electronic resources:

Email address of the university website: <http://vnmu.edu.ua>

E-mail address of the website of the university library: <http://library.vnmu.edu.ua>

World Health Organization <http://www.who.int/en/>

Testing center <https://www.testcentr.org.ua/uk/>

Ministry of Health of Ukraine <https://moz.gov.ua/>

Public Health Center of the Ministry of Health of Ukraine <https://phc.org.ua/kontrol-zakhvoryuvan>

Ukrainian journal of dermatology, venereology, cosmetology of the UJDVC http://uadvc.org.ua/?page_id=63

Dermatology Atlas

<http://www.meddean.luc.edu/lumen/MedEd/medicine/dermatology/melton/atlas.htm>

The Electronic Textbook of Dermatology <http://telemedicine.org/stamford.htm>


ARTICLES ON Dermatology <https://emedicine.medscape.com/dermatology>

Dermatology Online Journal-<https://escholarship.org/uc/doj>

2. **The timetable and distribution of groups** with assigned teachers are published on the web page of the department (<https://www.vnmu.edu.ua> / Department of Skin and venereal diseases / To students).
3. **Questions to the final control (credit)** of the discipline are published on the web page of the department (<https://www.vnmu.edu.ua> / Department of Skin and venereal diseases / To students).

The syllabus of the discipline "Dermatology, Venereology" was discussed and approved at the meeting of the department of Skin and Venereal Diseases (record № 1 , dated " 29 " August 2024)


Responsible for the academic discipline "Dermatology, Venereology"



(signature)

Ass-prof. of HEI Larisa GARMASH

Head of the department of Skin and Venereal Diseases



(signature)

Prof. of HEI Sergey BONDAR